

Operation Instruction

Thank you for purchasing this learnable universal remote control. Your new remote control has a stylish design and attractive surface. It contains one of the largest infrared code library.

For preprogrammed code, all you have to do is to choose the device which you wish to control (for example TV) and its 3-digit code number from the brand code list (for example 001 under Philips TV). After you set up it will remember all your set up data permanently even you remove the batteries later.

The 6 in 1 universal remote control is suitable for practically almost all common brands of television set (TV), DVD player (DVD), digital and analogue satellite receiver and cable box (SAT), video recorder (VCR), tuner (AUX), cassette recorder (AUX), amplifiers and other audio device (A U D). It can operate all main functions of your device.

You can use “Auto Search” to scan the code library in case of you can’t find a suitable code under the brand or you can not find your device brand in the list.

Besides, this remote control also can “learn” a new code from a original remote control to supplement the codes in case of its shortage.

“Device shift” makes you flexible to change one device buttons to work as another device. E.g. you can set up a TV code to AUX and then you will have 2 TV device keys.

“Volume lock” can fix VOL+/VOL- button to only control amplifier for your home theater.


“Write-protection of Device Codes” can protect the device codes from being inadvertently overwritten or deleted










Please read this manual book carefully before you start operate your new remote control.

Realize the Buttons



DESCRIPTION OF THE KEYBOARD

Press this key...	To...
SET	For you start to set up the remote control or show you the status in LCD screen.
TV , VCR/DVD , DVR, AUD SAT/CBL, AUX	Let you select the device you want to control.
	Turns the device on and off .
0-9	The number keys operate the same as on your original remote control, and maybe also used for entering device codes

	when set up.
	Works like the enter on your original remote.
MENU	Works like the Menu or OSD (on-screen display) or Memory key on your original remote control.
CH±	Works like the Channel Up and Down keys on your original remote control.
VOL±	Control the volume like the Volume Up and Down on your original remote control.
	Key to mute the sound
	REW (fast reverse)
	PLAY (operate your DVD, CD etc)
	FFWD (fast forward)
	REC (Record)
	STOP (terminate your operation)
	PAUSE
 OK,EXIT	Works like the UP, DOWN, LEFT, RIGHT, OK, EXIT Keys on your original remote control for menu function. but during set up mode they are used for cursor, confirm and exit to program your remote control only.
LAST	(Last Channel) works like the previous channel or recall key on your original remote.
GUIDE	Display the program guide for the selected device
SLEEP	Set the sleep timer of your selected device. This is only available if your device has a sleep function
INPUT	For some TVs, press repeatedly to select from available viewing sources (Antenna, cable box.dvr, etc.)
ASPECT	Change the viewing options (4:3 or 16:9) on your HD TV or receiver.
—	Access sub channels on your HD TV or receiver.
LEARN	Learning key

Battery Installation

This remote control needs 2 AAA batteries to work with. Fresh Alkaline batteries are recommended. To install the batteries:

1. Turn the remote back, and lift the battery cover off.
2. Insert the batteries, matching the batteries to the (+) and (-) marks inside the battery compartment.
3. Slide the battery cover back into place.

All data you have set up into the unit will be stored in memory even you take off the batteries, but you may need to set the clock again.

Set Up

A. Set up by Brand Code:

1. Switch on the device, which you would like to control (e.g. TV set).
2. In the back section of this manual, find the brand name and code no of your device brand (e.g. SONY 001, 004, 017 ...).

Note: the codes must be in the column for the corresponding device group (TV).

3. Hold down the **SET** key and actuate the device key (e.g. **TV**) at the same time. The TV device key on your remote control lights up, that means it is in the setting up mode.
4. You must now enter the **3-digit device code** (e.g. 001 for SONY TV) within 10 seconds. If no entry within 10 seconds, the setting up mode is automatically terminated.
5. The LED goes out if the code has been accepted by the remote control. If the LED flashes twice, that means the code may be wrong, and the remote control remains in set-up mode, you should enter the correct code from the list again in time.

6. Check the function of the keys on remote control. If most keys on your new remote control do not function correctly, try another 3-digit device code (e.g. 004...) from the list under the same brand. Repeat steps 3 to 6 until all the basic functions operate correctly.

Once you satisfy the code, that means you have already got correct set up for the device.

Remark:

1. To leave set up mode, press the device key (e.g. TV). Or if you do not actuate any keys within 10 seconds it will be automatically terminated.

2. You may have set up more than one device on the new remote control. Before you operate your new remote control, please press the requested device key first (e.g. TV), so the remote control is surely at the proper device status, otherwise it may control the wrong device which is not you're requested.

B. Set up by Automatic Search:

If setting up by brand name and codes is unsuccessful, or you can not find your brand name in the list, you can use the "Automatic Search" to find the correct code for your remote control.

1. Switch on the device that you like to control. If it is a video recorder, insert a video cassette.

2. Point the remote control at your device. Press the SET and the device (e.g. TV) keys simultaneously and hold them down for 3 seconds. Then the device key flashes, that means it is in Automatic Search now.

3. The OFF signal is automatically transmitted to the device from the remote control (code scan). Once the device (e.g. TV) switches off, immediately press any key (except SET key) to stop the Automatic Search.

4. Switch the device on again by pressing the "POWER" key. Check the function of the other keys on the remote

control. If all the keys do not function (that means you may not stop the search in time), or most keys' operation is not good enough, you can start the search again (see steps 2–4) to find a suitable code.

If most key's function properly, that means your set up is successful, press the device key (e.g. TV) again to save the code and finish the set up.

Remark:

1.To abort the “Automatic Search”, press any key (except set key). The LED lamp will go out and the search is terminated.

2. The “Automatic Search” will be terminated automatically after it goes through all codes and LED will light off. But you can start it again if necessary.

C. Setting up by Manual Search:

If setting up with brand name and codes is unsuccessful, you can also use the “Manual Search” to find the correct code for operating your device.

1.Switch on the device that you like to control. If it is a video recorder, insert a video cassette.

2.Point the remote control at your device. Press down and hold the SET key and press the device key (e.g. TV) in a short time (less than 3 seconds, otherwise it goes to Automatic Search), then release the both pressed keys.

3.The device key lights up continuously and the remote control is then in setting-up mode.

4.Actuate the POWER key (ON/OFF key) about every 1.5 seconds. (If the device being sought is a video recorder, DVD player, CD player, AUX etc., you can press the PLAY button also.), the device button now flashes, that means it is in Manual Search mode.

5.Once the searched device switches off (or react), test the functions of other keys (don't press POWER key, in case it goes to next code) on the remote control. If most of them do not function properly, press the POWER key

about every 1.5 seconds again to search the next reactive code (continues the Manual Search, see step 4-5).

If you feel most of keys on the remote control work good enough, you can save the code by pressing the device key (e.g. TV) to finish the Manual Search.

Remark:

1.The Manual Search will be automatically terminated if no entry within 30 seconds.

2. The “Manual Search” will be terminated automatically after it goes through all codes and LED will light off. But you can start it again if necessary.

D. Set up by Learning:

The LEARN function is used to supplement the preprogrammed codes. The standard code list may provide most of functions needed, but you can add a small number of additional functions on it. Or you can add a new code from a original remote control which is shortage in the code list.

In learn mode, you must prepare a another original remote control where you will take codes from.

Please use fresh batteries for both the Learning Remote Control and the Original Remote Control.

1.Press down and hold the Learn key and press the device that you want to learn(e.g. DVD), then release the both pressed keys. The DVD device button on your new remote control blinks and then the remote control is in learning mode for DVD codes.

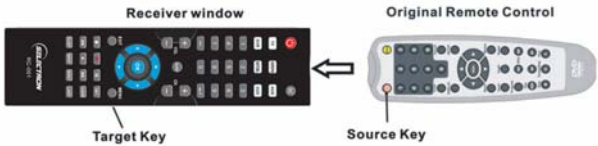
2. Press and release the target button that you want to learn to (e.g.POWER), the device button lights up.

3. Point the original remote control to the receiver LED(as the same as it’s transmitter LED) on your new remote control, both remotes facing each other by approximately 30mm apart.

4. Press and hold the source button on your original remote control (e.g.POWER) until the LED on your new remote control blinks 3 times and lights up 1 seconds, then blinks again. (That means you have learnt POWER signal from the original remote,and you new remote control is in learning again for next learning.)

If there is a learning problem, the light blinks 4 times and lights up for 2 seconds then blinks, (That means you failed to learn POWER signal from the original remote, and you new remote control is in learning again for next learning.)

5. Repeat Steps 2 to 4 to learn more buttons.



Remark:

1. If you want exit the learning mode, Press and release LEARN key.

2. In learning mode you must not be more than 30 mm between 2 remotes., and the 2 remotes must be put in a straight line.

3. It will eixt the learning mode if you don't press any keys in 10 seconds .

4. You can press SET and 4 together to delete all buttons you have learnt under the device button, the LED

will flash 2 times to confirm it.(First choose the device button which you like to delete)

5. If the memory is full, LED blink 4 times then quit for learning.

6. The last learnt singal will overwrite the previous signal.

7. About 14 commands can be stored in this remote control.

Other Functions

A. Display the Device Code:

The device code, which has been set up in your new remote control, can be called up as follows:

1. Press the SET key and hold it down, now actuate number key “1” to display the 100th position of the 3-digit code. Count the numbers the LED flashes. If the LED doesn’t flash, that means the digit is ZERO.

2. Similarly, press the SET key and hold it down, at the same time actuate number key “2” to display the 10th position of the 3-digit code.

3. Press the SET key and hold it down, at the same time actuate number key “3” to display the 1st position of 3-digit code.

Example for Code 028:

- a. Press SET and “1”, LED flashes 0 time, no flashes.
- b. Press SET and “2” , LED flashes 2 times.
- c. Press SET and “3” , LED flashes 8 times.

B. Reset / Delete Function:

To delete the codes which have been set up in the remote control, press and hold down the SET key, then press the “0” key simultaneously for more than 3 seconds and then release the both pressed keys. The LED will flash twice and all the set up data and all learn commands in the remote control are deleted.

Remark:

Please don’t operate this function if you don’t want to delete all the settings.

C. Volume lock

This function makes you very convenient when you only use one device to adjust volume. For example, you may use your amplifier as your main volume control, then you can use this function to fix the volume and mute key to AUX, no matter which device you use (even you use TV, DVD, VCR etc), the volume and mute key on remote control still control the volume and mute of your amplifier.

1. Press the device button which you want to lock. E.g. [AUX]
2. Press [SET] and [5], the current VOL and Mute will be locked, LED flashes 2 times to confirm it.

Remark:

you can press [SET] and [6] to unlock it.

D. Write-protection of Device Codes:

To protect the device codes from being inadvertently overwritten / deleted, you can carry out the following:

1. Press the device key (e.g. TV) that you would like to protect on your remote control.
2. Press and hold down the SET key and press the “7” key at the same time. Then release the both pressed keys, the LED will flash twice and the code is then protected from being overwritten/deleted.

Remark:

To cancel write protection, press the SET key and hold it down, and activate the “8” key at the same time, and then release the both pressed keys. The LED flashes twice and the protection have been cancelled.

Instrucciones de Operación

Gracias por comprar este Control Remoto Inteligente Universal. Su nuevo control remoto tiene un elegante diseño y superficie atractiva. Contiene uno de los directorios de código infrarojos más extenso disponible para 6 aparatos diferentes.

Para código preprogramado, todo lo que usted tiene que hacer es seleccionar el aparato que desea controlar (por ejemplo TV) y seleccionar su número de código de 3-dígitos de la lista de códigos de marca (por ejemplo 001 bajo TV Philips). Después de programarlo el recordará todos los datos programados permanentemente aun después de remover las baterías.

El control remoto universal es compatible para prácticamente casi todas las marcas comunes de televisión (TV), Reproductor de DVD (DVD), receptor satelital digital y análogo, caja de cable (SAT), grabador de video (VCR), sintonizador (AUX), , grabador de cassette (AUX), amplificadores y otros aparatos de audio (AUD). Puede operar todas las funciones principales de su aparato.

Puede usar “Auto Búsqueda” para buscar el directorio de código en caso tal usted no pueda encontrar un código compatible bajo la marca o que no pueda encontrar la marca de su aparato en la lista.

Además, este control remoto también puede “aprenderse” un nuevo código de un control remoto original para complementar los códigos en caso de que falte.

“Cambio de Aparato” le permite cambiar los botones de un aparato para que funcione como otro aparato. Ej. Puede programar un Código de TV a AUX y entonces usted tendría dos claves de aparato de TV.

“Cerrar Volumen” puede fijar la tecla de VOL+/VOL- solo para controlar el amplificador de su teatro en casa.











“Protección-escrita de Códigos de Aparato” puede proteger los Códigos de Aparato de ser inadvertidamente reemplazados o eliminados.

Por favor lea este manual cuidadosamente antes de que empiece a operar su nuevo control remoto.

Conozca los botones



<i>Presione el botón...</i>	<i>Para...</i>
SET	Inicia la configuración del control remoto o muestra el status en la pantalla de su television
TV , VCR/DVD , DVR , AUD SAT/CBL , AUX	Permite la selección del aparato que desea controlar.

	Enciende o apaga su aparato
0-9	Los botones numéricos operan igual a los de su control remoto original, además se utilizan para ingresar los códigos al momento de la configuración del control.
	Funciona igual que el de su control remoto original
MENU	Funciona como el Menú o OSD (on-screen display) o como botón de memoria tal como su control remoto original.
CH ±	Funciona para cambiar los canales al igual que su control remoto original
VOL ±	Controle el volumen de su aparato tal como su control remoto original.
	Botón para quitar el sonido
	RETROCEDER
	REPRODUCIR (opera su DVD, CD etc)
	AVANZAR
	GRABAR
	PARAR (termina su operación)
	PAUSA
 OK,EXIT	Estos botones sirven para bajar, subir, derecha, izquierda, OK o salir como en su control remote original para las funciones. Durante la opción de set up se utilizan como cursor y para confirmar o salir para programar el control remoto solamente.
LAST	(Ultimo canal) Funciona como canal previo o como el botón de RECALL de control original.
GUIDE	Despliega la guía del dispositivo seleccionado.
SLEEP	Configura la opción de apagado del dispositivo seleccionado. Esta función está disponible solo si su dispositivo cuenta con ella.
INPUT	Para algunos modelos de television, presione rápidamente para seleccionar las diferentes Fuentes de

	video (Antena, caja de cable, DVR, etc.)
ASPECT	Cambie las opciones de la imagen (4:3 o 16:9) en su televisión o receptor.
	Acceda a los sub canales de su TV o on your HD TV or receptor.
LEARN	Busqueda automatica

Instalación de Baterías

Este control remoto requiere de 2 baterías AAA para funcionar. Se recomiendan baterías Alcalinas nuevas. Para instalar las baterías:

1. Volteé el control remoto y levante la cubierta de la batería.
2. Inserte las baterías, de acuerdo con las marcas de (+) y (-) dentro del compartimento de la batería.
3. Deslice la cubierta de la batería de vuelta a su lugar.

Todos los datos que usted programe en la unidad se mantendrán almacenados en la memoria aún después de retirar las baterías, pero puede que necesite programar nuevamente el reloj.

Programar

A. Programar por Código de Marca:

1. Cambie en el aparato, lo que le gustaría controlar (Ej. TV).
2. En la sección trasea de este manual, busque el nombre de la marca y número de código de la marca de su aparato (Ej. SONY 001,004,017 ...).

Nota: los códigos deben estar en la columna que le corresponde al grupo de aparatos (TV).

3. Mantenga presionada la tecla SET (PROGRAMAR) y active la tecla del aparato (Ej. TV) al mismo tiempo. La tecla del aparato de TV en su control remoto se enciende, eso significa que se encuentra en el modo de programación.

4. Ahora debe ingresar el código de 3-dígitos del aparato (Ej. 001 para TV SONY) dentro de 10 segundos. Si no hay entradas dentro de 10 segundos, el modo de programación terminará automáticamente.

5. El LED se apaga si el código ha sido aceptado por el control remoto. Si el LED parpadea dos veces, significa que el código puede estar errado, y el control remoto se mantiene en modo de programación, debe reingresar el código correcto de la lista a tiempo.

6. Verifique la función de las teclas en el control remoto. Si la mayoría de las teclas de su nuevo control remoto no funcionan correctamente, intente con otro código de 3-dígitos del aparato (Ej. 004...) de la lista bajo la misma marca. Repita los pasos 3 al 6 hasta que todas las funciones básicas operen correctamente.

Una vez acepte el código, significa que usted ya tiene el código correcto programado para el aparato.

Observación:

1. Para salir del modo de programar, presione la tecla del aparato (Ej. TV). O si no active ninguna tecla dentro de 10 segundos se terminará automáticamente.

2. Usted puede programar más de un aparato en el Nuevo control remoto. Antes de operar su Nuevo control remoto, por favor primero presione la tecla del aparato solicitado (Ej. TV), de modo que el control remoto se asegure que está en el estado del aparato apropiado, de lo contrario podría controlar el aparato equivocado que no es el que usted solicitó.

B. Programar por Búsqueda Automática:

Si no tiene éxito programando con el nombre y código de la marca, o no puede encontrar el nombre de la marca en la lista, puede usar la "Búsqueda Automática" para encontrar el código correcto para su control remoto.

1. Encienda el aparato que quisiera controlar. Si es un grabador de video, inserte un video cassette.

2. Apunte el control remoto hacia su aparato. Presione SET-PROGRAMAR y la tecla del aparato (Ej. TV) simultáneamente y manténgalos presionados por 3 segundos. Luego la tecla del aparato parpadea, significa que ahora está en Búsqueda Automática.

3. la señal de OFF-APAGADO se transmite automáticamente al aparato desde el control remoto (código de escaneo). Una vez el aparato (Ej. TV) se apaga, inmediatamente presione cualquier tecla (excepto la tecla SET-PROGRAMAR) para detener la Búsqueda Automática.

4. Encienda el aparato nuevamente presionando la tecla de "POWER-PODER". Verifique la función de las otras teclas en el control remoto. Si no funcionan todas las teclas (significa que no podrá detener la Búsqueda a tiempo), o la mayoría de las teclas de operación no funcionan, puede reiniciar la Búsqueda (ver pasos 2-4) para encontrar un código compatible.

Si la mayoría de las teclas funcionan adecuadamente, significa que su programación es exitosa, presione la tecla del aparato (Ej. TV) nuevamente para salvar el código y terminar la programación.

Observación:

1. para abortar la "Búsqueda Automática", presione cualquier tecla (excepto la tecla SET-PROGRAMAR). La lámpara del LED se apagará y termina la Búsqueda

2. La "Búsqueda Automática" terminará automáticamente después que va a través de todos códigos y el LED se apagará. Pero usted puede reiniciar si es necesario.

C. Programar por Búsqueda Manual:

Si no tiene éxito programando con el nombre y código de la marca, también puede usar la "Búsqueda Manual" para encontrar el código correcto para operar su aparato.

1. Encienda el aparato que le gustaria controlar. Si es un grabador de video, inserte un video cassette.

2. Apunte el control remoto hacia su aparato. Presione abajo y mantenga presionada la tecla SET (PROGRAMAR) y presione la tecla del aparato (Ej. TV) por un instante (menos de 3 segundos, de lo contrario irá a Búsqueda Automática), luego deje de presionar ambas teclas.

3. La tecla del aparato se ilumina continuamente y el control remoto se encuentra en modo de programar.

4. Active la tecla de PODER (tecla ENCENDER/APAGAR) cada 1.5 segundos. (si el aparato que se busca es un grabador de video, reproductor de DVD, reproductor de CD, AUX etc., también puede presionar el botón de PLAY-REPRODUCIR), el botón del aparato ahora parpadea, significa que esta en modo de Búsqueda Manual.

5. Una vez se apaga el aparato buscado (o reacciona) pruebe las funciones de otras teclas (no presione la tecla de PODER, en caso de que se vaya al siguiente código) en el control remoto. Si la mayoría de ellos no funciona adecuadamente, presione la tecla de PODER cada 1.5 segundos nuevamente para buscar la siguiente código reactivo (continúa en Búsqueda Manual, ver paso 4-5)

Si considera que la mayoría de las teclas en el control remoto funcionan bien, puede salvar el código presionando la tecla del aparato (Ej. TV) para finalizar la Búsqueda Manual.

Observación:

1. La Búsqueda Manual terminará automáticamente si no hay entradas dentro de 30 segundos.

2. la “Búsqueda Manual” terminará automáticamente después va a través de todos los códigos y el LED se apagará. Pero puede empezar nuevamente si es necesario.

D. Programar para Aprender

La Función APRENDER se usa para suplementar códigos preprogramados. La lista de código estándar puede ofrecer mas de las funciones que necesita, pero usted puede agregarle una cantidad pequeña de funciones

adicionales. O puede agregar un nuevo código de un control remoto original que esta almacenado en la lista de códigos.

En el modo de aprender, puede preparar otro control remoto original de donde tomará los códigos

Por favor use baterías nuevas para el Control Remoto Aprender y el Control remoto original.

1.Presione abajo y mantenga presionada la Tecla Aprender y presione el aparato que usted desea aprender (Ej. DVD), luego deje de presionar ambas teclas. El botón de DVD del aparato en su nuevo control remoto parpadea y luego el control remoto está en modo de aprender para Códigos de DVD.

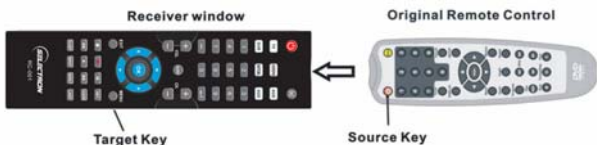
2. Presione y libere el botón objetivo que desee aprender a (Ej. PODER-POWER), el botón del aparato se enciende.

3. Apunte el control remoto original al receptor LED (igual a su transmisor LED) en su nuevo control remoto, ambos remotos uno frente al otro por aproximadamente 30mm de distancia.

4. Presione y mantenga presionado le botón de fuente en su control remoto original (Ej. PODER-POWER) hasta que el LED en su nuevo control remoto parpade 3 veces y se encienda 1 segundos, luego vuelve a parpadear. (Significa que usted aprendió la señal de PODER-POWER del control remoto original, y su nuevo control remoto esta en aprender nuevamente para la siguiente enseñanza)

Si existe un problema en el aprendizaje, la luz parpadea 4 veces y se enciende por 2 segundos luego parapadea, (significa que falló en aprender la señal de PODER-POWER del control remoto original, y su nuevo control remoto esta en aprender nuevamente para la siguiente enseñanza)

5. Repita los pasos 2 al 4 para aprender más botones.



Observación:

1. Si usted desea salir del modo de aprender, presione y libere la tecla APRENDER (APRENDER).
2. En el modo de aprender usted no debe estar mas de 30 mm entre dos 2 controles remotos, y los 2 controles 2 debe ser colocados en línea recta.
3. El saldrá del modo de aprender si usted no presiona ninguna tecla en 10 segundos .
4. Puede presionar SET - PROGRAMAR y 4 juntos para Borrar todos los botones que aprendió bajo el botón del aparato, el LED parpadeará 2 veces para confirmarlo.(Primero escoja el botón del aparato que desee Borrar)
5. Si la memoria esta llena, LED parpadea 4 veces luego sale del modo de aprender.
6. La última señal de aprender se eliminará de la señal anterior.
7. Cerca de 14 comandos pueden ser almacenados en este control remoto .

Otras Funciones

A. Desplegar el Código del Aparato:

El Código del Aparato, que ha sido programado en su Nuevo control remoto, puede conseguirse como sigue:

1. Presione la tecla SET (PROGRAMAR) y mantengala presionada, ahora active la tecla numérica "1" para desplegar la 100ª posición del código de 3-dígitos. Al contar los números el LED parpadea. Si el LED no parpadea, significa que el dígito es CERO.

2. Similarmente, presione la tecla SET (PROGRAMAR) y manténgala presionada, al mismo tiempo active la tecla numérica “2” para desplegar la 10ª posición del código de 3-dígitos.

3. Presione la tecla SET (PROGRAMAR) y manténgala presionada, al mismo tiempo active la tecla numérica “3” para desplegar la 1ª posición del código de 3-dígitos.

Ejemplo para Código 028:

- a. Presione SET y “1”, LED parpadea 0 veces, no parpadea.
- b. Presione SET y “2”, LED parpadea 2 veces.
- c. Presione SET y “3”, LED parpadea 8 veces.

B. Función de Reprogramar / Borrar:

Para borrar los códigos que han sido programados en el control remoto, presione y mantenga la tecla SET - PROGRAMAR, luego presione la tecla “0” simultáneamente por más de 3 segundos y luego deje de presionar ambas teclas. El LED parpadeará dos veces y todos los datos programados y comandos aprendidos en el control remoto serán borrados.

Observación:

Por favor no use esa función si no desea borrar todas las programaciones.

C. Cerrar Volumen

Esta función es muy conveniente cuando usted solo usa un aparato para ajustar el volumen. Por ejemplo, usted puede usar su amplificador como su control principal de volumen, entonces puede usar esta función para fijar el volumen y la tecla de mudo a AUX, sin importar que aparato este usando (aunque use TV, DVD, VCR etc), el volumen y la tecla de mudo en el control remoto todavía controlan el volumen y mudo de su amplificador.

1. Presione el botón del aparato que usted desea cerrar. Ej. [AUX]

2. Presione [SET- PROGRAMAR] y [5], VOL actual y Mudo se cerrará, LED parpadea 2 veces para confirmarlo.

Observación: puede presionar [SET - PROGRAMAR] y [6] para desbloquearlo.

D. Protección de Escritura de Códigos de Aparato:

Para proteger los códigos del aparato de ser inadvertidamente reemplazados/borrados, usted puede hacer lo siguiente:

1. Presione la tecla del aparato (Ej. TV) que le gustaría proteger en su control remoto.
2. Presione y mantenga la tecla SET (PROGRAMAR) y presione la tecla “7” al mismo tiempo. Luego deje de presionar ambas teclas, el LED parpadeará dos veces y el código esta protegido de ser reemplazado/borrado.

Observación:

Para cancelar la protección de escritura, presione La tecla SET (PROGRAMAR) y mantenga presionada, y active la tecla “8” al mismo tiempo, y luego deje de presionar ambas teclas. El LED parpadea dos veces y la protección ha sido cancelada.

Code List

TV

BRAND	TV
Abex	011,286
Accurian	140,452
Accuscan	005,014
Acme	156
Action	002,006,010,042
ADA	167
ADC	152,154
Admiral	003,004,005,014,015,018,025,035,040, 041,055,165,308,455
Advantz	049
Advent	030,080,087,094,101,238,326,456,457
Adventura	279
Adventuri	001
Adyson	011
Agna	030
Aiko	024
Aiwa	011,295,296,309
Akai	010,012,020,021,028,031,064,071,149, 211,230,361,362,372,373,410,442
Alaron	037,040
Alba	011,012,045
Albatron	002
Alfide	064
Alleron	010,037,193
Amark	002,007,011,013,014,018,035,165
Ambassador	030,039
America Action	041
American High	001,021
Ampro	079
Amstrad	013,038,039
Amtron	001,041, 062
Anam	041
Anamnational	019, 062,150,169,184,293
AOC	002,006,010,011,012,013,041,042,151, 152,155,159,264,280,288,341,429,439, 461,476
Aomni	399
Apex	078,081,113,321,367,423
Apex Digital	033,042,078,081,083,113

Archer	002,165
Aspect	198
Astar	472
Asuka	045
Audinac	041
Audio-Technica	006
Audiovox	002,024,040,041,054,061,062,074,090, 112,140,147,348,436,457
AUVIO	451,489
Aventura	038
Axion	147,281,454
Bang&Olufsen	291
Basicline	045
Baycrest	011,043
Baysonic	041
Beaumark	004,006,010,040
Belcor	006,010,151
Bell&Howell	003,018,025,032,040,133,191
BenQ	139,215,226,383,462
Bluesky	258,386
Boxlight	118
Bradford	041,062
Brick	013
Brockwood	006,010,020
Broksonic	002,013,039,041,046,055,142,253,315, 320,458,459
Brokwood	151
Candle	010,013,020,043,151,155,279
Capehart	002,004,006,010,011,024,280
Carnivale	010
Carver	018,037
CCE	122
Celea	081
Celebrity	001,149
Celera	081
Centrios	274
Centurion	155
Cetronic	184
Changhong	033,081,083,087,321
Cinego	016
Cineral	024,054,258
Citek	011,014

Citizen	001,002,003,006,007,010,011,013,018,020,021,024,038,041,043,048,049,054,055,062,127,151,155,184,230,253
Civet	042
Clairtone	042, 159
Clarion	041
Classic	006,010,020,024,081,184,321
COBY	359,364,463,464
Color voice	156
Coloryme	004,005,006,010,011,014,018,021,151,155,156
Colt	006
Commercialsolutions	014,133
Concerto	020,151,155
Conic	006
Concierge	235
Contec	041,042, 052,159,184,062
Cornea	192
Craig	038,040,041,049,184,062
Crosley	001,010,018,026,038,041,044,
Crown	013,020,025,041,062,064,184
Crownmustang	064
CTX	165
Curtis Mathes	001,003,005,006,010,011,012,013,014,015,018,020,021,025,028,032,036,040,041,054,056,071,077,124,127,131,133,151,155,160,191,230,249,318,460
CXC	041,184,062
Cybervision	258
Daewoo	006,007,013,024,054,061,064,064,138,139,151,152,155,156,162,163,164,181,184,185,213,225,246,247,249,256,324
Dayton	024, 151,155
Daytron	006,010,011,013,020,024
Dell	006,122,134,172,251,390
Denon	012,019,028,060
Denstar	062
Diamond Vision	220,304,331
Digimate	346
Digistar	078,087,238,251,270,272,348,384,385
Digital Lifestyles	479
Digital Stream	453

Dimensia	133,133
Disney	253,265
Dukane	198,066
Dumont	003,004,006,011,041,151,235
Durabrand	002,006,038,041,055,120,253,262,290,307,370
Dwin	025,077,085
Dynasty	184
Dynex	421
Eaton	021
Electroband	001,042,149,159
Electrograph	138
Electrohome	001,006,010,011,013,020,030,031,032,042,052,150,151,155,167
Elektra	003,004,061
Elite	045
Elite Video	297
Emerald	006,039
Emerson	006,011,012,013,014,029,030,032,037,038,039,040,041,042,046,048,049,054,055,061,062,141,142,155,166,168,169,171,174,175,176,177,179,181,182,183,184,186,187,191,193,249,253,282,290,304,309,310,313,315,325
Envision	006,010,011,013,092,151,155,341
Epson	097,100
ESA	038,071,290
Fisher	001,018,032,034,052,191,234,034
Flex Vision	074
Fortress	025
Fujitsu	040,043,067,091,105,193,297,338
Funai	001,013,038,040,041,062,141,184,193,290,309,325
Futuretec	184,062
Futuretech	041
Gateway	138,139,188
GE	001,005,006,008,010,012,014,015,019,021,049,054,077,124,131,133,144,150,151,155,160,167,186,194,218,232,245,190,317
Gemini	014
Gibraltar	001,004,006,010,151,235
Go Video	116

Go Vision	147
Gold Star	005,006,010,011,013,014,018,020,052, 106,151,152,155,197,213,264,309,316
Goodmans	050
GPX	040
Gradiente	017,020,037,151,238,262,344,389
Grandtec	480
Granprix	040
Granada	011
Grundig	064,067,072
Grundy	040,041,062,193
Grunpy	040,041
Guestvision	299
Gvision	337
Haier	078,120,139,307,380,409,432
Hallmark	006,040,041,044,046,151,155
Hannspree	132
Harley-Davidson	001,006,010,021,040,041,141
Harman/Kardon	018
Harvard	041,062
Hauppauge	403
Havermy	025
Heathkit	004
Helios	110
Hellokitty	054
Hewlett-Packard	336,465,481
Hikone	045
Himitsu	041,062,086
Hisense	078,209,284,345
Hitachi	001,003,004,005,011,012,013,014,015, 018,019,020,028,031,040,042,052,066, 123,141,151,155,198,199,200,254,255, 257,282,309,334,437,448,482
Hyundai	103,110,369,466,467
ILO	259,290,298,351,357,362,408,413
IMA	06,040,041,046,062
InFocus	133
Infinity	018,018,314
Initial	259,357,357
Insignia	038,173,228,238,252,253,272,290,307, 325,381,417,420,477
Integra	283

Inteq	004,028,235
Janeil	279
JBL	018,018
JC Penney	008,043,052,127,133,151,152,155,160,167,174,194,218,230,232
JCB	001,149
Jensen	030,080,094,151,155,252
JIL	006,010
Jutan	006,010
JVC	010,017,018,019,052,076,170,199,203,204,206,257,266,297,311,327,434,449
Kamp	004,006,041,042
Kawasho	006,010,042,149,151,155
Kaypani	280
KEC	021,041
KEC0041	062
Kenmore	029
Kenwood	006,010,041,151,155
KLH	033,041,081,083
Kloss	009,010
Kloss Novabeam	205,279
KMC	002,011
Kogi	337
Konka	041,045,062,073,157,161,173,189,228,322
KTV	010,013,041,042,048,055,062,159,166,184,207
Kurazai	003
Lark	032
Lasonic	304,331
Legend	238
LG	002,006,010,018,020,021,052,106,107,128,151,152,155,192,197,213,251,263,264,309,316,392,483
Liquidvideo	273,281
Lloyd's	010,011,013,020,040,041,046,141
Lodgenet	003,133,300
Loewe	027,018,305,485
Logik	003,020,040,041,046,133
Luce	195
Luxman	020,151,155
Lxi	001,003,004,005,006,007,008,009,010,011,012,013,014,015,017,018,019,020,

	021,025,026,029,032,033,034,035,036,038,040,048,077,127,133,151,155,160,191,232,309
Macy	013,043
Magnasonic	001,002,006,010,018,020,024,025,033,040,141,193
Magnavox	001,006,007,009,010,014,015,018,021,024,026,032,038,040,041,043,044,047,049,051,072,090,101,134,138,141,151,155,205,210,257,285,308,314,325,368,411
Majestic	003,004,133
Marantz	010,018,031,106,134,151,155,283
Matsui	013,020,039
Matsushita	015,047,063
Maxent	138,139,188
Medion	265,277,298
Megapower	002
Megatron	002,006,014,020,028,031,151,155,198
Mei	042, 159
Memorex	003,006,010,011,013,020,030,032,035,040,041,055,133,142,143,145,146,151,155,191,193,253,315,339,468
MGA	006,010,030,034,052,151,152,155,167,193,257
MGN Technology	006
Microgenius	030
Midland	004,005,006,011,013,014,015,020,077,133,160,194,232,235
Mintek	259
Minutz	008
Mitsubishi	006,010,025,030,032,034,099,111,126,151,152,155,167,193,257,261,415,418,426
Monivision	002,178
Montgomery Ward	003,133
Moteva	191,344
Motorola	015,018,019,025,030,150,165
MTC	006,010,011,013,020,021,024,041,042,049,127,151,152,155,159,230
Multitech	040,041,062
Multivision	216

Myron&Davis	306
NAD	006,020,033,036,127,151,155,286
NEC	003,006,010,014,020,031,035,037,059, 114,137,150,151,152,155,156,257,283, 474
Net TV	138,188,244
Newtech	020
Nexxtech	272,356
Nikei	184
Nikko	010,006,024,151,155
Nikkodo	006,010,024
Niko	376
Nishi	005,010
Norcent	078,095,185,196
Noshi	005
NTC	024,
Nyon	001
Olevia	130,353,374,375,387
Oncommand	299
Onking	184
Onwa	041,062,184
Optimus	003,006,010,011,013,020,025,030,032, 035,036,041,047,063,141,145,146,275, 286,
Optoma	132, 354
Optonica	025,035, 165
Orion	004,006,039,040,041,046,055,142,177, 235,253,441
Pace	006,024
Palsonic	086
Panasonic (National)	001,005,009,010,015,018,019,033,046, 047,063,129,145,146,150,194,207,275, 276,323,332,405,475
Panda	072
Pausa	040
Paxonic	006,010,011,013,021
PCE	021,033,040
Penney	001,002,003,005,006,008,010,011,012, 013,014,015,020,021,033,034,047,077, 131
Philco	006,007,009,010,012,018,026,028,040, 043,044,055,088,119,150,151,152,155, 157,205,210,257,285

Philips	010,018,020,026,038,043,044,070,101,106,134,139,150,151,205,210,217,218,257,267,285,290,302,303,314,325,382,396,400,419,444,445
Philips Magnavox	018,134,285,303,308,314
Pilot	006,010,013,015,020,021,151
Pioneer	012,019,036,066,151,155,219,282,283,286,424,487
PIVA	358
Planar	339
Polaroid	081,110,173,252,278,284,348,371,468
Portland	002,006,011,013,024,054,151,152,155,249,
Precision	039,041,042,046,049,271
Price Club	230
Prima	030,080,087,094,238,270,272,348
Princeton	002,075
Princeton Graphics	075,165
Prism	015,019,047,194
Proscan	005,014,056,077,131,133,144,160,232,268,269,425
Proton	002,006,013,054,056,151,155,221,280,287,342
Protron	346,388
Proview	352,353
Pulsar	003,004,006,024,151,235
Pulser	006,024
Quartz	006,030
Quasar	003,009,015,018,019,035,047,063,145,146,150,194,207,275,276
Rabbit	014
Radio Shack	006,010,011,013,014,020,030,032,035,041,052,062,077,133,141,143,151,155,183,184,190,191,275,309,317
RCA	001,005,006,008,012,014,015,018,023,025,035,066,077,085,121,124,131,133,135,144,148,150,151,152,155,160,167,190,194,222,223,225,227,232,236,245,248,268,269,282,288,289,317,431,486
Realistic	002,003,006,010,011,013,014,020,030,032,035,041,052,062,133,151,155,183,184,190,191,275,309

Replay TV	484
Rhapsody	042,159
Road Authority	049
Runco	003,004,010,021,059,235,283
Sampo	010,011,013,014,052,138,139,151,155,188,244,280
Samsung	004,006,010,011,013,014,018,019,020,021,032,052,056,071,082,093,127,151,152,154,155,160,211,213,229,230,231,277,318,329,393,395,401,402,404,414,416
Samsux	012,013,155
Samtron	230
Sanky	06,010,012,013,021,048
Sansui	006,010,021,035,055,141,142,253,315,441,443
Santeca	294
Sanyo	001,014,018,022,029,032,034,038,052,055,089,118,138,151,191,224,233,234,407,412,430
Saville	021
Sceptre	260,367
Scimitsu	006
Scotch	006,151,155
Scott	006,010,013,039,040,041,046,062,151,155,168,177,184,193
Sears	001,003,004,005,006,007,008,009,010,011,012,013,014,015,017,018,019,020,021,025,026,029,032,033,034,035,036,038,040,048,052,077,109,127,133,141,151,155,160,191,193,201,230,232,234,290,320,325
Seimitsu	006
Selectron	078,349,350, ,490,491,492
Semp	333
Sharp	006,011,013,018,025,035,040,041,051,058,068,069,104,151,153,155,165,201,242,243,308,406,438,478
Shengchia	025
Shivaki	006
Shogun	006,151
Siemens	011,028
Signature	003,010,014,025,035,039,040,044,133

Silver	006
Simpson	010,006,043,044
Singer	021,024
Solardrape	001,011
Sole	092
Sonic	159
Sony	001,004,017,030,032,098,141,149,158, 208,319,391,394,397,446,447,471
Soundesign	006,020,040,041,043,062,151,155,184, 193
Sova	335,360
Soyo	365,366,433
Spectra	304
Spectravision	006,033,034,040,043,301
Spectricon	002,011
Squareview	038,290
SR1740	032,038
SSS	006,041,062,151,184
Standard Components	045
Star Sight	202
Starlite	006,041,046,062
Sunbrite	427
Superscan	025,109,201,325
Supersonic	330
Supra	151,214
Supremacy	013,043,279
Supreme	001,149
SV1740	018
SVA	078,110,306
Sylvania	001,006,007,009,010,014,015,018,020, 024,026,032,034,038,040,043,044,141, 151,155,205,210,253,257,267,285,290, 309,325,435
Symphonic	001,006,038,040,041,062,141,168,290, 309,325
Syntax	130,353,374,375
Tandy	013,025,035,045,165
Tatung	001,002,012,015,019,139,150,298
Teac	029,032,034,049,069,072
Technics	015,018,019,047,194
Technisat	488

Technol Ace	040
Technovox	010
Techwood	002,015,019,020,021,047,151,155,194
Teknika	003,006,011,013,018,020,021,024,030,040,041,043,052,055,062,127,133,151,152,155,184,193,230,275,279
Telecaption	239
Telecolor	004
Telefunken	020,071
Telerent	133,003
Teleton	043
Tera	151,287
Tevion	298
Thomas	006,013,014,020,141
Thomson	014,133
TMK	006,020,039,041,046,151,155
Tnci	004
Tocom	033
Tomashi	049
Toshiba	021,028,030,032,033,035,036,052,063,096,102,123,125,127,128,136,137,191,230,239,241,257,275,283,312,318,320,328,422,440,473
Tosonic	042
Totevision	013,015
Toyomenka	006
Truetone	015,019,047
Trutech	355,363,378
TVS	055
Uher	006
Ultra	006,013,024
Unitech	013
Universal	008,014,218
Universum	011,029,037,039
V	109,115,138,139
Vidtech	151,152,155
View Sonic	066,108,109,115,138,188,342,377,469
Viking	279
Viore	347,428,442
Vivtor	199
Visio	109,115,138,139
Vizio	109,115,139,343,450
Vector Research	010

Victor	017
Vidikron	018
Vidtech	006
Viking	021
Wards	001,003,004,005,006,007,008,010,012, 013,014,015,018,020,025,026,031,032, 035,036,040,043,044,046,125,133,151, 152,155,168,193,205,210,218,240
Waycon	033
Welton	006
Westinghouse	001,054,115,117,237,379
White- Westinghouse	040,046,054,055,061,117,213,225,249, 309,340,470
World	041,046,054,055
XR 0680	003,026,032,038,040,041
Yamaha	006,010,084,097,151,152,155,275
Yorx	010
Zenith	001,003,004,006,010,013,014,024,025, 028,029,038,039,055,071,123,128,141, 142,151,155,180,181,192,198,202,212, 235,249,250,253,262,308,309,311,314, 315,316,318,398
Zonda	002,086

TV/VCR COMBOS

BRAND	TV	VCR
Broksonic	458	
Mitsubishi	415	495
Samsung		494
Sansui	443	
Sanyo		493

TV/ COMBOS

BRAND	TV	DVD
Akai	410	
Audiovox	436	
Sony	397	

SAT/CBL

BRAND	SAT/CABLE/HDTV/SAT DTV WebTV
AMark	003,010
ABC	002,003,014,048,049,050,051,052

Access	210
Accuphase	002
Acorn	014
Action	014
Active	014
Adelphia	077,088,
Aim	005
Airlink	211
Allegro	016,056,097,098
Alpha Star	025
Americast	100
Antronix	007,011,053,054
Amplica	138
Apex	225
Archer	007,011,014,027,053,054,055,056
Artec	212
AT&T	088,206
BCC	038
Belcor	007
Bell Expressvu	045,191,193
Bell South	100
Betavue	007
British Telecom	002
Cabletenna	007,053,055
Cableview	007
Cablevision	031
Century	003,016,056,113
Channel Master	140,141,142
Chapparal	012,123,124
Charter	207
Cheyenne	124
Citizen	016,056
Clearmaster	032
Clearmax	032
Cogeco	088
Color Voice	057
Comcast	088
Comtronics	058,059
Contec	060
Cool Box	032
Coolmax	032
Coship	221
Crossdigital	034

CurtisMathes	005
Digital Music Express	090
Digital Stream	220
Director	038
DirecTV	018,021,023,024,028,034,035,039,040,042,043,044,046,063,109,110,111,139,153,172,178,179,181,184,185,196,199,201,202,203
Dish Network	041,045,148,149,191,193,204
Dish Network System	036,041,045
Dishpro	041,045,148,149,193
Drake	125,137,147
Dreambox	201
DX Antenna	131,144
Eastern	061
Echosphere	045
Echostar	041,045,148,149,191,193
Echostar(Dish System)	013,022,036,041,045
Emerson	005,015,027
Everquest	005,058
Expressvu	045,191,193,045
Fortec Star	118,119,120,121,122,132
Fosgate	038
Fujitsu	150,151
Funai	039
Garrard	056,056
GC Electronics	011,054
GE	006,010,018,085,104,184,219
Gemini	005,027,062,103,154
General Instrument(GI)	002,004,005,030,038,048,049,050,051,087,088,089,090,092,101,127,128,129,152,177,187,188,189,192,200
Gibraltar	002
Globecast	117,197
GMI	032
Go Video	168
GOI	045
Gold Star	010
Goodmind	027
Hamlin	005,048,063,064,065

Hitachi	002,003,024,028,049,178,179,181,185,201
Houston	045
HTS	045,
Hughes	181,201
Hughes Network	175,178,179,181,185,201
Hughes Network Systems	024,035,044,063
Illico	031
Innova	111
Insignia	216
Insight	038
Jasco	005,016,056
Jerrold	002,004,005,030,038,048,049,050,051,087,092,099
JVC	036,041,045
Kenwood	157
Legend	022
LG	040,181,201
Luxor	158
Macom	159
Magnavox	022,023,027,041,066,139,186,224
Mcintosh	030
Mellenium	056
Memorex	001,022,023,068
Mitsubishi	002,024,178,179,181,185,201
Motorola	029,030,038,049,050,051,087,088,089,092,099,101,174,192,200
Motorola Comcast	205
Movie Time	067
Multitech	032
Multivision	004
NET	114,165
Netsat	111
Next Level	030
Norstat	160
Nova Vision	003
Novaplex	003,031
Nowtv	106
NSC	004,007,067
OAK	015,060,069
Optimus	006,023
Pace	003,014,029,031,170,171

Panasonic	001,003,006,009,010,021,047,086,155
Pansat	145,198
Paragon	001,003,019,068
Paysat	023
Penney	001
Philips	017,022,023,024,028,035,041,044,045, 056,062,063,066,070,071,072,111,139, 164,175,178,179,181,185,186,201
Philips Magnavox	041,084,102,139,186
Pioneer	010,020,031,035,063,073,074,163
Primestar	030,177
Prism	004
Prosat	126
Proscan	018,085,184
Pulsar	001,068
Quasar	001
Radio Shack	005,008,015,016,018,022,027,030,032, 045,056,084,098,102,162,215,227
RCA	006,018,027,035,045,047,056,063,085, 108,184,195,209,213,214
RCN	088
Realistic	008,011,054,056,130,162
Recoton	056
Regal	038,065
Regency	061
Rembrandt	007,049,056
Rogers	031
Runco	001,068
Samsung	002,010,034,035,039,042,056,058,063, 074,112,153,172
Scientific Atlanta	001,002,003,004,006,014,031,052,075, 076,077,208,226
Sharp	163
Shaw	088
Sierra I II III	124
Signal	005,058
Signature	049
SKY	029,111
Sky Network	029,109,110,111,170,171
SL Marx	058
Sony	033,043,146,161,196,223
Sprucer	006,010,047
Standard	078

Star Sight	085,182
Star Trak	091,166
Starchoice	030,177
Starcom	002,005,048,092
Stargate	005,027,058
Startrak	025,030
Starquest	005
STS	131,133,134
Super Guide	167
Supercable	038
Supermax	032
Sylvania	143
Tandy	079
Televue	058
Telsat	113
Texscan	078
Thomson	018
Time Warner	031
Time Warner Cable	031
Tivo	035,063
Tocom	004,050,080,089
Torx	002
Toshiba	001,024,026,028,037,044,068,135,176,178,179,180,181,185,201
Tristar	032
Tusa	005
TV86	067
TVA	115
Ultimate TV	018,043,184,196
Uniden	007,008,022,023,136,169,182
Unika	007,011,053,054,056,
United	156
United Cable	002,038,048
Universal	007,011,016,053,054,055,056,081,097
US Electronics	002,003,038
V2	032
Video Cipher ii	137
Video Tech	105
Videotron	031
Videoway	001,083
Viewmaster	032
Viewstar	059,066,067,079

Vision	032
Visionetics	107
Visiontec	116
Voom	030
Vortex View	032
Web TV	146,041
Winegard	217,218
Zenith	001,016,019,029,046,055,056,068,082, 094,095,096,098,125,137,147,154,173, 183,194
Zenith Network	100
Zinwell	222

HD TV Set Top Boxes

Access	210
Airlink	211
Apex	225
Artec	212
Coship	221
Digital	220
GE	219
Go Video	168
Hitachi	181
Hughes	181,201
Insignia	216
LG	181,201
Magnavox	224
Mitsubishi	181
Motorola	174
Philips	181
Pioneer	163
Proscan	018
Radio Shack	215
RCA	018,195,213,214
Samsung	153
Sony	196
Sylvania	143
Toshiba	181,201
Winegard	217,218
Zenith	046, 222

DVD

BRAND	DVD
--------------	------------

3D LAB	002,008,527,528
Accurian	023,024,034,039,047,094,101,539
Acesonic	300
Advent	195
Afreedy	136
Aiwa	018
Akai	025,027,055,120,151,289,294,477
Alba	021,029
Allegro	031,127,312,540
Ames	147
Amw	192,193
Anaba	223
Anam	104
Apex	021,038,112,116,117,125,140,146,152, 154, 169,188,206,482,483
Apex Digital	006,021,029,038,043,057
Arrgo	059,529
Aspire	202
Aspire Digital	093
Astar	282
A-Trend	118
Audiovox	023,029,065,071,072,194,298
Axion	023,065,194
B&K	237
Blaupunkt	029,146
Blue Parade	011
Blue Sky	021,025,134,305
Body Sonic	136
Bose	170
Boss	186
Boston Acoustic	051,119,226
Broksonic	025,051,541
California Audio Labs	001,531
Cavs	296
Celestial	057
Centrex	021
Centrios	039,161,194,217,251,252,256,257,258, 259,261
Changhong	125
Cine Vision	031,045,054,127
Cinea	044
Cinego	091

Citbch	264
Citizen	056,264,484
Clairtone	011
Classic	125,147,248
COBY	021,068,070,173,191,198,213,214,280, 288,292,293,304,560
Concept	146
Conia	021
CPX	205,212
Craig	044
Creative	002,008
Criterion	160
Curtis Mathes	521
Curtis International	198,199
Cyber Home	041,053,059,060,118,207,242,523
Cyber Vision	108
Cytron	027,044,114
Daewoo	027,031,036,045,078,080,081,155,156, 159,230
Denon	001,017,121,138,507
Denzel	144
Desay	093
Diamond Vision	172,175,215
Digital Max	102
Digitrex	021
Digix	203
Disney	022,086,168
DiVi Do	027
Drive	283
Dual	022,044,064,067,144,281
Durabrand	044,073,127,161,277,278,279
DVD 0932	003
DVD 1710	126
Eigervision	297
Electrohome	056
Elta	150,151
Emerson	022,031,042,127,167,168,208
Enterprise	031
Entivo	002,008
Esa	042,064
Fahrenheit	222
Fisher	135

Funai	022,042,088,167,168
Gateway	077,550
GE	004,029,040,130,146
General Electric	029
Gold Star	031,127
Go Video	012,028,029,031,032,035,045,066,069, 077,087,129,142,147,165,166,179,230, 555
Go Vision	023,065
Gradiente	001,110,111,134
Greenhill	029,146
Grundig	008,027
Haaz	030,163
Haier	204
Harman/Kardon	143
Hitachi	011,012,020,082,113,129,137,144
Hiteker	021
HP	486
Humax	187
ILO	089,221,262
Infinity	136
Initial	029,146,262,276
Insignia	031,042,127,146,167,182,194,481,491
Integra	011,014
IRT	035
JBL	143
JMB	025
JVC	008,010,013,050,123,128,178,196,225, 480,499,551,559
Jwin	116,172,174,291,534,536
Kawasaki	047,161
Kenwood	001,007,121,145
Kiss	144
KLH	029,057,075,112,146,183
Kloss	006
Konka	131,132,133,182
Koss	057,114,134
Kxd	173
Lasonic	014,163,215
Lecson	099
Lenox	073,151,201,278
Lexicon	500
LG	031,127,231,501,546

Linn	158
Liteon	062,077,094,177,179,221,241,462,548,552
Loewe	031
Logix	035
Magnasonic	022
Magnavox	002,008,019,022,042,123,167,168,189,190,228,238,239,240,502,526,530,532,533,535
Malata	553
Marantz	002,008,022,123,127,139,240
Maxent	180,196
McIntosh	099
Memorex	025,044,086,247,299,474,506,514,519
Meridian	123
Microsoft	004,100,130
Microvision	186
Minato	033
Mintek	029,146
Mitsubishi	003,098,126,485
Mustek	147
Myron&Davis	224
NAD	031,127,149
Nakamichi	148
NEC	031,037,127
Nesa	029,146,224
Nexxtech	036,064,081,092,112,161,203,219,249,251,252,253,254,260,261
Norcent	056,070,197,198,241
Onkyo	002,014,123,234,509,558
Optimus	011
Oppo	505
Orion	025,119
Oritron	134,257
Pacific	044
Palsonic	021
Panasonic	001,002,011,026,090,096,097,103,113,121,216,229,233,471,490,520,544,557
Philco	030,048,109
Philips	002,008,019,022,046,084,085,123,134,139,167,168,228,238,239,240,285,306,489,545,549
Philips Magnavox	008,123,139,238,239

Pianodisc	060
Pioneer	005,011,016,184,227,235,236,275,503,547
Piva	266
Polaroid	057,068,112,220,303
Polk Audio	008,123,240
Portland	036,151
Power Acoustik	290
Presidian	022,023,102
Proceed	021
Proline	134
Proscan	004,130,171
Prosonic	070
Protron	197
Pyle	185
Radio Shack	011,105,106,161,164,470
Radionette	031
RCA	004,011,029,058,074,086,104,105,130,134,146,161,164,171,522,554
Realistic	011
Regent	201,277
Reoc	033,163
RIO	031,127
RJ Technology	267,286
Rosen	200
Rotel	013,128
Saba	106
Sampo	033,136
Samsung	001,012,032,055,066,129,165,166,210,287,478,479,488,498
Sansui	025,119,226
Sanyo	022,025,052,088,135,161,181,476
Schneider	035
Schwaiger	033
Sears	119,167
Seg	144
Selectron	268,269,270,271,272,273,274
Semp	114
Sensory Science	077
Sharp	015,022,033,083,122,176,512,524
Sherwood	141,510
Shinco	146

Shinsonic	006,029,146
Slim Art	036
Sonic Blue	012,028,031,035,069
Sony	006,049,095,099,115,124,243,244,245, 246,473,487,537,538,543
Soundstorm	185,186
Sova	072,284
Sungale	214,218
Superscan	042,167
Supersonic	212
SV 1710	167
SVA	021,029,033
Sylvania	015,022,042,167,168,511,556
Symphonic	022,042,088,167,168
Tascam	128
Teac	011,029,127,161
Techa Digital	011
Technics	001,026,121
Techwood	008,149,263
Terapin	211
Tevion	030,044,064,114,160,162,163
Theta Digital	011
Thomson	004
Tiquidvideo	194
Tivo	184,187
Toshiba	002,008,012,025,061,076,123,232,295, 301,373, 475,515,516,525,542
Tredex	209
Trutech	230,250,302
TYT	027
United	161
Universum	031
Urban Concepts	002,008
US Logic	029
V	063,079
Venturer	161
Visio	063,079
Vizio	063,079,513
Westinghouse	244
Wharfedale	136,157
White Westinghouse	168
X-Box	004,100,130

Xenius	114
Yamaha	001,008,009,155,238,239,504
Yamakawa	144,153,255
Zenith	002,031,123,127
Zeus	036
Others	107,265

Blue-ray DVD

BRAND	DVD
HP	486
Denon	507
Memorex	506
Onkyo	509
Oppo	505
Panasonic	490
Philips	489
Pioneer	503
Samsung	488
Sharp	512
Sherwood	510
Sony	487
Sylvania	511
Toshiba	515
Vizio	513
Yamah	504

HD-DVD

BRAND	DVD
Panasonic	471
Toshiba	472

DVD-R

BRAND	DVD
California Audio Labs	531
COBY	560
Gateway	550
JVC	551,559
Liteon	552
Magnavox	530
Memorex	474
Panasonic	544,557
Philips	545,549

Pioneer	547
Sony	473,543
Toshiba	542

DVD/VCR COMBOS

BRAND	DVD	VCR
Allegro	540	
Broksonic	541	
LG	546	
Magnavox	530	
Panasonic	544	
Toshiba	516	492

DVR/PVR

BRAND	VCR
ABS	372
Alienware	372
Archos	517
AT&T	348
Cyber Power	372
Dell	372
Dish Network	497
DirecTV	372
Gateway	372
Hewlett Packard	372
Howard Computers	372
HP	372
Hughes	464
Hughes Network Systems	349
Humax	187,349,561
Hush	372
Ibuypower	372
LG	546
Linksys	372
Lorex	563
Media Center PC	372
Microsoft	372
Mind	372
Niveus Media	372
Northgate	372
Pananonic	113,348,372,472

Philips	349,440,441,455, 562
Piolaroid	303
Pioneer	184,236
RCA	130
Replay TV	347,348
Samsung	349
Sonic Blue	347,348
Sony	244,245,246,351,372,456,463,465
Stack 9	372
Tagar Systems	372
Thomson	508
TiVo	184,187,349,351,373,440,441,455,456,465,496
Toshiba	355,372,373
Touch	372
View Sonic	372
Voodoo	372
Vudu	518
ZT Group	372

VCR

BRAND	VCR
ABS	372
Accele	445
Admiral	313,318,319,321,322,327,333,342,374
Adventura	307,336,339,372
Aiko	393
Aiwa	307,312,339,361,372,375,403
Akai	331,375,376,377,378,379,394,418,435
Alba	333
Alienware	372
Allegro	312,313,361,388,390,432
A Mark	307,336,372
American High	311,325,412
Amstrad	307
Apex	112
Archos	517
Asha	336,445
Astra	311,336
AT&T	348
Audio Dynamics	324,382,457
Audio-Technica	320
Audiovox	312,372

Avis	307
Beaumark	336,445
Bell&Howell	307,311,313,317,319,327,342, 402
Broksonic	119,226,308,328,333,342,369,385,392, 395,396,410,422
Calix	312,372
Candle	312,372,382,386,387,389,445
Canon	311
Cannon	321,412,437
Capehart	308,322,432
Carrera	336
Carver	311,325,344
CCE	393,446
Cine Vision	312,361
Citizen	307,311,312,333,336,342,368,372,382, 386,387,389,393,445
Classic	372
Colortyme	311,316,321,382
Colt	307,446
Craig	312,318,336,372,445,446
Criterion	307
Crosley	307,311,325,329
Curtis Mathes	307,311,321,330,336,340,341,344,358, 375,382,391, 412,434,445,448
Cybernex	336,445
Cyber Power	372
Daewoo	230,372,316,317,339,361,368,386,387, 389,392,393,407,434
Daytron	372
DBX	324,382,457
DELL	372
Denon	314,325,420
Diamond vision	175
Dimensia	321
Directv	349
Dish Network	497
Dual	307
Durabrand	312,313
Dynatech	307,336,339,375
Eknika	312,339,375,412,429
Electrohome	307,312,315,321,333,336,372,394
Electroponic	312,372
Emerald	328

Emerex	309
Emerson	167,168,307,308,312,315,328,332,333,336,339,342,346,368,369,370,372,375,379,381,385,386,391,392,393,394,395,396,397,398,399,400,401,402,403,404,410,411,412,416,422,429,433,438,445
ESA	361
Fisher	307,313,317,318,323,327,344,382,402,405,419
Fuji	310,311,377,412
Fujitsu	307
Funai	167,168,307,339,346,370,372,375
Garrard	307,339
Gateway	372
GE	307,311,319,321,329,332,336,352,358,406,412,423,423,439,445
GE Homeminder	466
Gemini	321
Genexxa	307,372
Gold Star	307,311,312,313,343,361,366,372,375,382,432,436,442
Goodmans	307,322,325,372
Go Video	336,340,347,350,361,129,142,166,230,445,453
Gradiente	307,312,339
Granada	314,325
Grundig	325
Harley-Davidson	307,339
Harman/Kardon	325,382,394
Harwood	446
Headquarter	317,402
Hewlett Packard	372
HL-Q	307,311,318
Hitachi	307,311,314,316,326,337,372,375,418,443,454
Home Automation	467
Howard Computers	372
HP	372
Hughes	464
Hughes Network Systems	314,349
Humax	187,349,561

Hush	372
Hytek	307,318
Ibuypower	372
Infinity	409
Insignia	031,312
Instant Replay	375,412
Inteq	312
ITT Nokia	336,337
Janeil	336
JC Penney	266,312,321,324,337,382,402,412,418,445,454,457
JCL	412
Jensen	324,418,454
JVC	050,178,320,324,364,382,390,402,418,457
KEC	372
Kenwood	317,324,382,402,418,457
KLH	446
Kodak	311,312,372,412
KTV	307
LG	031,312,336,343,361,372,375,432,436
Linksys	372
Liteon	462
Lloyd	339,375
Lloyd's	307,336
Loewe	325
Logik	307,336,446
Lorex	563
Luxor	317
LXI	307,312,314,324,372,375
Lutron	468
Magnasonic	307,336,346,368,372
Magnavox	167,189,228,307,311,313,319,321,325,329,336,344,346,349,370,371,372,374,375,383,408,409,412,432
Magnin	336,445
Marantz	311,322,324,325,344,382,402,410,412,437,457
Marta	312,372
Matsui	372,333
Matsushita	311,325,330,341,364,412
Medion	175
MEI	311,412

M Electronic	336
Media Center PC	372
Memorex	307,311,312,313,317,318,319,322,327,330,333,336,337,338,339,341,342,344,364,366,367,372,374,375,402,412,419,422,432,435,445
Metz	372
MGA	315,321,336,394,411
MGN Technology	336,441
Microsoft	372
Midland	336,406
Mind	372
Minolta	314, 337,454
Mitsubishi	307,314,315,318,319,321,324,352,394,411,413,414,454,457,495
Montgomery Ward	374,415
Motorola	311,319,374,412
MTC	307,336,339,375,445
MTX	307
Multitech	307,313,375,339,406,445,446
NAD	320,327,336
NEC	324,327,382,391,402,410,416,417,418,457
Nexxtech	112,161,431
Nikko	312,372
Nikkodo	372
Nishi	336
Niveus Media	372
Noblex	336,445
Northgate	372
Olympus	311,327,330,412
Onkyo	334
Optimus	307,311,312,372,318,319,320,322,327,330,336,340,341,345,346,350,359,364,367, 374,445,450
Optonica	322,415,445
Orion	307,308,327,328,333,336,342,369,395,422
Panama	311
Panasonic(National)	090,307,311,321,330,335,341,347,348,358,364,367,412,472

Penney	307,311,314,318,324,325,330,336,358,366,372
Pentax	314,337,382,454
Philco	307,312,321,325,333,342,344,383,412
Philips	167,307,311,316,319,322,325,330,333,344,348,349,360,408,409,412,440,441,455,458,461,562
Philips Magnavox	344,374,409
Pilot	312,372
Piolaroid	303
Pioneer	266,275,314,320,324,325,330,420,454,457
Polaroid	112
Polk Audio	325
Portland	387,389
Presidian	370
Profitronic	336
Proscan	321,332
Protec	307,446
Pulsar	313,336,432
Pulser	336
Quarter	317,402
Quartz	311,317,318,402
Quasar	308,311,321,330,341,358,364,367,412
Radio Shack	307,311,312,372,317,318,319,321,322,323,327,330,336,337,338,339,350,364,374,375,394,402,412,415,435,439,445,450
Radix	312,372
Randex	312,372
RCA	130,307,311,312,314,316,319,320,321,329,332,336,337,350,352,358,376,406,412,421,423,424,425,426,439,445,454
Realistic	307,311,312,372,317,318,319,321,322,323,327,328,330,336,338,339,364,374,375,394,402,412,415,435,445,450
Replaytv	347,348
Ricavision	372
Ricoh	444
Rio	127,312,361
Runco	313,432
Samsung	066,166,210,307,316,321,336,340,349,356,378,386,435,445,448,454,494

Samtron	336,445
Sanky	313,319,374,432
Sansui	119,226,307,308,324,333,336,342,369, 395,418,422,457
Sanyo	307,317,318,327,336,337,342,380,402, 419,445, 493
Scott	315,316,328,385,386,392,396,399,411, 438
Sears	119,167,266,307,310,311,312,313,314, 315,316,317,318,319,320,321,323,324, 327,330,333,337,344,366,372,402,405, 412,454
Sharp	307,309,318,319,322,352,354,374,375, 387,394,401,415,449,450
Shintom	307,313,336,377,444,446,447,454
Shogun	336,445
Siemens	327,372
Signature	307,311,317,319,321,323,329,342,372, 375
Singer	336,372,412,446
Sonic Blue	347,348,361
Sonographe	317
Sony	115,307,309,310,311,317,318,324,351, 357,365,372,377,427,428,444,451,452, 451,456,459,460
Soundmaster	307
Stack 9	372
STS	314,337,412,454
Superscan	167
SV1710	307
SVA	307
Sylvania	167,168,307,311,315,321,325,339,344, 346,370,371,375,384,411,412
Symphonic	167,307,308,336,339,346,370,375,384
Systemax	372
Tagar Systems	372
Tandy	307,327,375,402
Tashiko	312
Tatung	307,319,324,325,418
Teac	307,324,339,375,418
Technics	307,311,330,372,412
Techwood	263
Teknika	307,311,372

Telecorder	336
Tevion	342
Thomas	307,308
Thomson	321,332,508
Tivo	349,351,373,455,456,496
TMK	307,336,391,416,445
Tnix	372
Tocom	336
Toshiba	061,123,307,315,316,322,323,333,336, 344,353,355,363,372,373,386,411,438, 448,454,492
Totevision	312,336,372,445
Touch	372
Trix	372
Trutech	230
Ultra	316
Unitech	336,445
Vector	316
Vector Research	324,328,382,386,457
Victor	324,457
Video concepts	316,324,382,386,394,435
Videomagic	372
Videosonic	307,336,445
View Sonic	372
Villain	307
Voodoo	372
Vudu	518
Wards	312,307,310,311,314,315,316,317,318, 319,320,321,322,325,329,336,337,339, 342,372,374,375,386,394,412,415,430, 438,445,446,454
Wharfedale	346
White Westinghouse	307,333,342,375,407
World	308,333,342
X 10(NEC)	469
XR 0880	307,311,336,339,412,446
Yamaha	324,382,418,457
Zenith	307,310,312,313,324,333,342,361,362, 369,372,374,375,377,380,388,390,393, 401,409,422,432,436,443,444,448,453, 457
ZT Group	372

AUX

BRAND	AUX
ABS	008
Accurian	025,078,085
Accutek	085
ADC	056
Admiral	041
ADS Tech	327
Aiwa	027,033,034,114,117,150,251,254,261,269
Akai	032,055
Alco	116
Alienware	008
Allegro	001
Altec Lansing	057,074,126
Amana	154
AMC	077
Anam	076,147
Anam National	058
Apex	090
Apex Digital	090,119
Apple	079,151,320
Apple Ipod	285
Arcam	084
Archer	001
Astro Text	005
Audiotronic	084
Audiovox	116,126
AUVIO	314,315
Bantor	001
Bionaire	085
Bose	059,087,167
Buffalo A&G	319
Cambridge Soundworks	137
Capetronic	056,061
Carver	030,033,051,084,097,239
Casio	043
Centrios	263,295
Centronic	001
Citizen	240
Clarinette	043

Classic	108
Clatronic	066
COBY	092,115
Creative	071
Criterion	121,172
Curtis	066,092
Curtis Mathes	028
Cyber Power	008
D-Link	021,135,323
Daewoo	088
Delphi	120,180
Denon	033,082,109,123,219,233,262
DLO	086
Emerson	043,056
Enscient	328
Epson	022
Fisher	030,044,051,066,161,230,236
Frigidaire	106
Garrard	047,055,064
Gateway	008,132
GE	046
GC Electronics	001
Glory Horse	092
Go Video	108,139
Gold Star	140,198
Goodmans	066
GPX	064
Grandtec	342
Hanwah	063
Harman/Kardon	097,220,234
Hewlett Packard	007,008,322
Hitachi	161
Holmes	085
Howard Computers	008
HP	007,008
Hush	008
Ibuypower	008
Imerge	127
Initial	122
Insignia	341
Integra	069,100,160
Ipod	151

Iport	166,168
Jebsee	001
Jensen	065
JVC	016,075,092,099,111,164,209,229,235
Kansai	055
Kawasaki	116
Kenmore	140
Kenwood	030,042,048,049,102,144,145,176,224,232,242,244,277
KLH	116,119
Koss	064,110,171
LG	017,098,140,345
Linksys	008,014,334
Lindemann	316
Liquid Video	110
Lloyd's	043
Logitech	340
LXI	040,064
Macro Image Technology	015
Macsense	331
Magnavox	043,052,056,084,093,131,195,213,230,293
Marantz	084,093,097,127,178,238
Marmitek	036
Mcintosh	097
Media Center PC	008
Memorex	050,073
Micromega	084
Microsoft	008
Mind	008
Mitsubishi	282
Modulaire	043
Motorola	012,336
Myhd	015
Myryad	084
NAD	183,187,188
Nakamichi	102
Navipod	151
NEO	184
Netgear	159,318,335,339
Nexxtech	024,092,203,208,243,263,270,295
Nikko	058

Niveus Media	008
Norcent	115,291
Northgate	008
Nova	115
NTDE Geniesom	064
Olive	329
Omnifi	146,332
One For All	036
Onkyo	069,100,138,160,221,227,228,287
Optimus	026,028,029,030,032,033,035,038,039, 040,041,042,043,044,045,047,055,056, 060,061,062,064,065,066,067,068,070, 072,076,080,173,190,191,192,193,194, 211
Orient Power	064
Oritron	110
Panasonic	003,096,101,103,133,141,149,157,158, 210,226,231,237,271,272,286,294,313
PC	308,309,310,311
Penney	043,064
Perception Digital	337
Philco	107,116,143
Philips	084,093,171,230,237,238,239,321
Pinnacle	333
Pioneer	002,028,056,067,072,081,113,129,249, 274,275,283,290
Polaroid	129
Polk Audio	097,120
Proscan	089
Radio Shack	001,024,038,040,046,064,092,147,194, 211,222,273,274,275,276,281,283,284
RCA	028,051,056,072,076,081,089,116,130, 147,182,185,200,204,212,241,274,275, 278,279,280,281,283,284,289
Realistic	026,029,030,033,035,038,039,040,041, 042,043,055,068,147
Ricavision	008
Rio	170
Roku	019
Roku Soundbridge	317
Saba	134,288
Samsung	006,020,099,128,325
Sansui	084

Sanyo	044,051,067,125,161,179
Schneider	052
Scott	035,054,199
Sears	043
Security System	036
Sensory Science	004
Sharp	002,042,095,174,177,225
Sharper Image	066,092
Sherwood	038,077,132,152,222,267,268
Shinsonic	122
Sirius	126,164
Skyfi	184
SMC	018,343
Sonance	166,168
Sonic Blue	139
Sontec	031
Sony	008,010,013,027,034,053,075,091,118, 124,142,148,153,155,156,165,169,201, 202,206,214,215,216,245,246,247,248, 255,292,312,338
Soundesign	060
SSI	135
Stack 9	008
Stereophonics	072
Streamzap	009
Sunfire	048,049,102
Sylvania	022,066
Symphonic	041
Systemax	008
Tagar Systems	008
TAO	184
Teac	035,076,116,136,181,223,264,265,266
Technics	101,133,149,210,226,231,237,271,272
Techwood	052,058,061
Telemann	023
Tevion	172
Thorens	084
Toshiba	008,028,069,081
Touch	008
Universal	036
Universal X10	036
Venturer	070,116,189
View Sonic	008,011,324,344

Vizio	004
Voodoo	008
Waitec	108
Wards	028,030
Wharfedale	055
Whirlpool	105
Windmere	085
X10	036
XM	118,120
XM Radio	180,184
Yamaha	037,042,072,083,094,104,112,162,163, 217,218,250,252,253,256,257,258,259, 330
Yorx	043
Zenith	064,098,170,175,186,191,196,197,198, 205,207,230,260
ZT Group	008
Zyxel	326

Digital Media System (DMS)

BRAND	AUX
ADS Tech	327
Apple	320
Buffalo A&G	319
D-Link	323
Enscient	328
Grandtec	342
Hewlett Packard	322
Insignia	341
LG	345
Linksys	334
Lindemann	316
Logitech	340
Macsense	331
Motorola	336
Netgear	318,335,339
Olive	329
Omnifi	332
Perception Digital	337
Philips	321
Pinnacle	333
Roku Soundbridge	317
Samsung	325

SMC	343
View Sonic	324,344
Yamaha	330
Zyxel	326

AUDIO

Aiwa	251,254,261,269
Apex	090
Apple Ipod	285
AUVIO	314
Bose	087
Carver	239
Centrios	263,295
Citizen	240
Criterion	172
Delphi	180
Denon	219,233,262
Fisher	230,236
Gold Star	198
Harman/Kardon	220,234
Ipod	151
JVC	209,229,235
Kenwood	176,224,232,242,244,277
Koss	171
Magnavox	195,213,230,293
Marantz	178,238
Mitsubishi	282
NAD	183,187,188
NEO	184
Nexxtech	024, 092,203,208,243,263,270,295
Norcent	291
Onkyo	221,227,228,287
Optimus	065,173,190, 191,192,193,194,211
Panasonic	210,226,231,237,271,272,286,294,313
Philips	171,230,237,238,239
Pioneer	249,274,275,283,290
Radio Shack	038,194,211,222,273,274,275,276,281, 283,284
RCA	116,182,185,200,204,212,241,274,275, 278,279,280,281,283,284, 289
Realistic	029
Rio	170

Saba	288
Samsung	099
Sanyo	179
Scott	199
Sharp	174,177,225
Sherwood	038,222,267,268
Skyfi	184
Sony	169,201,202,206,214,215,216,245,246, 247,248,255,292,312
TAO	184
Teac	181,223,264,265,266
Technics	210,226,231,237,271,272
Tevion	172
Venturer	189
XM Radio	180,184
Yamaha	217,218,250,252,253,256,257,258,259
Zenith	170,175,186,191,196,197,198,205,207, 230,260

AMP

BRAND	AMP
Bose	303
Carver	306
Curtis Mathes	300
Gold Star	001
Harman/Kardon	306
JVC	301
Left Coast	306
Marantz	306
Modulaire	296
Optimus	296,297,300,305
Philips	306
Pioneer	297,300,305
Polk Audio	306
Radio Shack	296
RCA	297,300,305
Realistic	296,297,299
Sony	304,307
Victor	301
Wards	197
Yamaha	298,302

<END>